


KM-SFC

Double Fleece Knitting Machine

Catalogue


Single Machine_ 03
-
Double Fleece Knitting Machine



KM-SFC

Double Fleece Knitting Machine

High quality double fleece fabric in high production having 3 feeds per diametrical inch with 4 cam tracks on the cylinder.



STRUCTURE



KM-SFC

Has been developed and designed to knit high quality of "BULKINESS", "SOFTNESS" and "ELASTICITY" double fleece fabric at high production having 3 feeds per diametrical inch with 4 cam tracks on the cylinder.

Application area
- Outerwear, Sportswear



FABRIC VARIETY

KM-3SFC/3.2SFC

DIAMETER(Inch)	26"	• 30"	32"	36"
Gauge(N.Pl)	14-24G			
Feeds	78F/83F	90F/96F	96F-102F	108F/115F
Speed(R.P.M)	28-32	25-28	22-25	20-23

EX) 30"Dia, 16 Gauge, 90Feeds 28rpm
Knit in & tie in Cotton 30's
Lay in Cotton 10's Capacity : 20Kg/h

YARN-COUNT / MACHINE GAUGE RELATIONSHIP


Optimum yarn count for tie in & knit in		Optimum yarn count Lay-in	
14G-22G	24G	14G-22G	24G
30.1(125D)	30/1-40/1 (100D)	10/1(500D)	16/1(300D)



INTEGRATED CONTROLLER



- Fully integrated driving control mode with characters and graphic.
- Self-diagnostic and alarm function.
- Auto take-down tension and speed control system.
- Easy setting method and bar-graphic digital indicating for all functions.



STANDARD SPECIFICATIONS

- Cylinder diameter, needles per inch, number of feeds are as described above, so please order the machine according to requirements.
- AC motor with inverter control unit.
- Memminger MPF positive yarn feeding device.
- Side creel stand with double tie.
- Venti-Cleaner.
- Spreader size ring system.
- Speed of machine Depending upon yarn used, knitting condition, gauge etc, the machine speed can be either increased or decreased. So please select the optimum speed for the machine according to machine condition. The speed figures given this table are given only as guide.

OPTIONAL PARTS

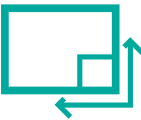
- Real time production monitoring system.
- Conversion to single jersey is available by conversion kit. (Conversion kit : cam, yarn carrier, sinker plate & base, etc.)
- KYMS(Keumyong yarn Measuring System).
- Open width take-up device. • High leg frame for big roll.



PACKING DIMENSIONS

KM-SFC	30" DIAMETER
Approx. Net weight	2,100kg
Approx. Gross weight	2,400kg
Case size(mm) (Variable)	2,460 X 2,060 X 2,150 Length Width Height

*High leg : Approx. 200kg will be added to Net weight



STANDARD DIMENSIONS(30")

